

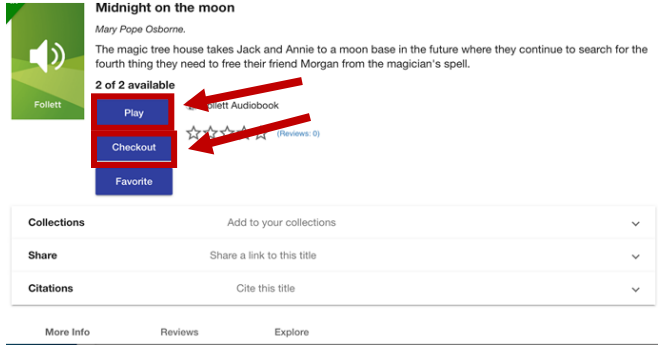
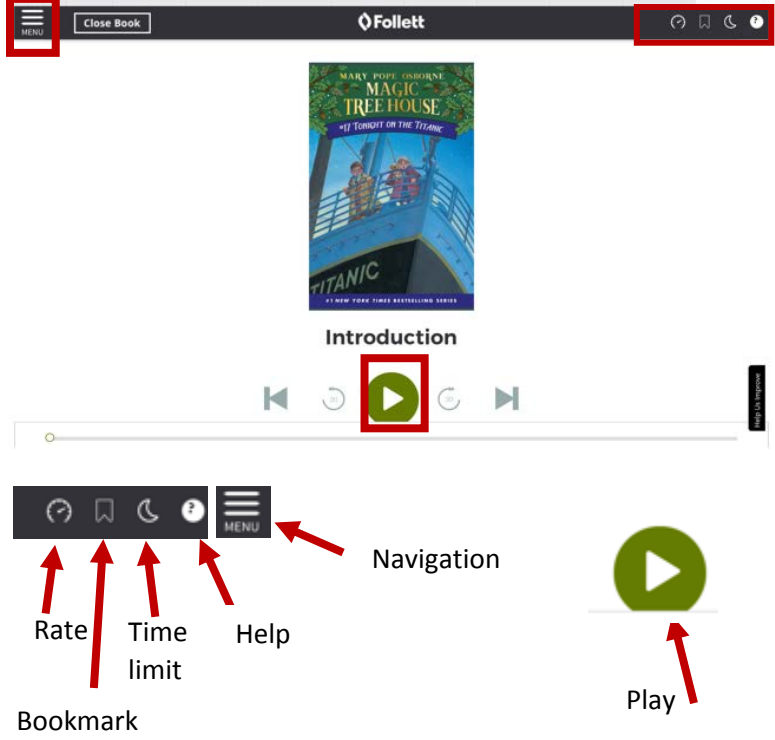

# Audiobooks in Destiny Discover and Follett

\*\* Thanks to SD#71 for partnering with us to develop this helpful resource!

**ABOUT:** In this activity, participants will learn how to open an Audiobook and navigate the tools available when using an Audiobook in Follett online and offline on an iPad or iPhone.

**WHAT YOU WILL NEED:** Access to Destiny Discover and Follett Audiobook collection, internet access, an iPad or iPhone and the Destiny Discover app.

<p>1</p>	<p>Open the Destiny Discover app and log in using your district user name and password (see logging in tip sheet).</p> <p>Navigate to the Audio Books Collections. The green icons are Follett Audiobooks and the blue icons are Overdrive Audiobooks.</p>	
<p>2</p>	<p>Tap on an Audiobook to open it. Tap Play for the green Follett books or Open for the blue Overdrive books.</p>	

<p>3</p>	<p>If you have selected a green Follett book...</p> <p>You have the choice of playing the Audiobook (in your browser) to listen online or to checkout/download the book to listen offline.</p>	
<p>4</p>	<p>Once the Audiobook is open you have the choice of changing the rate of the voice, adding a bookmark, setting a time limit and getting help.</p> <p>The hamburger icon (3 lines) helps you navigate the chapters.</p> <p>Tap the play arrow to listen to your book.</p>	
<p>To access the Follett help menu tap the ? icon.</p>	<p></p>	

## What if I want to know more?



[Clicker Here to go to more information on using Audio books in Follett Destiny](#)