

# Assistive Technology in the Classroom

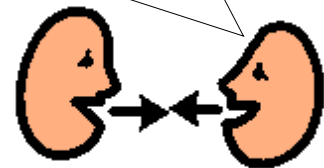
## Module 6 – AT to Support Communication

## Module Activities

### Think About This...

- Why do we communicate?
- What are the different purposes of communication?
- What do you think is the most important purpose of communication?

My thoughts about communication...



Watch this...

- Many teams do a fantastic job of providing communication opportunities for their AAC using students!
- Brad and Jeffrey's team have created a wonderful opportunity for peer tutoring so that both students can use their AAC system more effectively




**What I learned about AAC watching Brad and Jeffrey: The Power of Communication**

## Module Activity

- Practice creating communication boards for a student who is having lunch with his peers in school...

### 15 messages


### 9 messages

**5 messages**


--	--	--	--	--

**1 message**

--

What did you notice as you had to reduce the number of messages each time – which were the first to go? What messages did you decide to keep? What did you consider the single most important message for the student to be able to say at the lunch table?

--



Watch this...

- Many students use different SGDs for both communication and academic purposes
- Watch a video entitled, Terron: The Ad-Vantage of Writing, to see how he uses his icon sequencing device for pursuing his dream of becoming an author



**All the different ways Terron uses his Vantage...**

**How did Terron's Educational Assistant help ensure he was successful with his SGD?**

## Checklist of what I need to do...

To finish Module 6

- \_\_\_\_\_
- \_\_\_\_\_
- \_\_\_\_\_
- \_\_\_\_\_

To prepare for Module 7

- \_\_\_\_\_
- \_\_\_\_\_
- \_\_\_\_\_
- \_\_\_\_\_