

SET ▶ BC

Free Apps for Learning



Introductions

Sumeet Ghtaura
Provincial Teacher
Sghtaura@setbc.org



After Share



<http://learningnetwork.setbc.org/sghtaura/>

Materials, resources, handouts, and PowerPoints can be accessed here.

Agenda

What is Tellagami?

How to create a character, and what tools and features are available?

Integration Ideas

Chatterpix



Learning Objectives

1. Gain a basic understanding of the Tellagami App
2. Gain knowledge on how Tellagami can be used to support diversity in the classroom

What is Tellagami?

Simply put, it is animated message

- “Gami” video”

Tellagmi is open-ended, and can be used in any subject area. It makes the most of the iPad as a multimedia tool, and presents teachers and students with a blank canvas to create.




Tellagami is a tool to support inclusion as it can benefit students who need a very simple and intuitive, yet powerful tool for creating stories or messages and those who may need support to express their learning in a different medium



Features

Features include customizing the background using your camera, your photo library, provided free ones. Create a message by voice recording. You can save and share this video.

- Create and customize the character
- Customize the background
- Create a message
- Share



Character

- Choose a character
 - customize your character
- Choose a mood
- Place the character



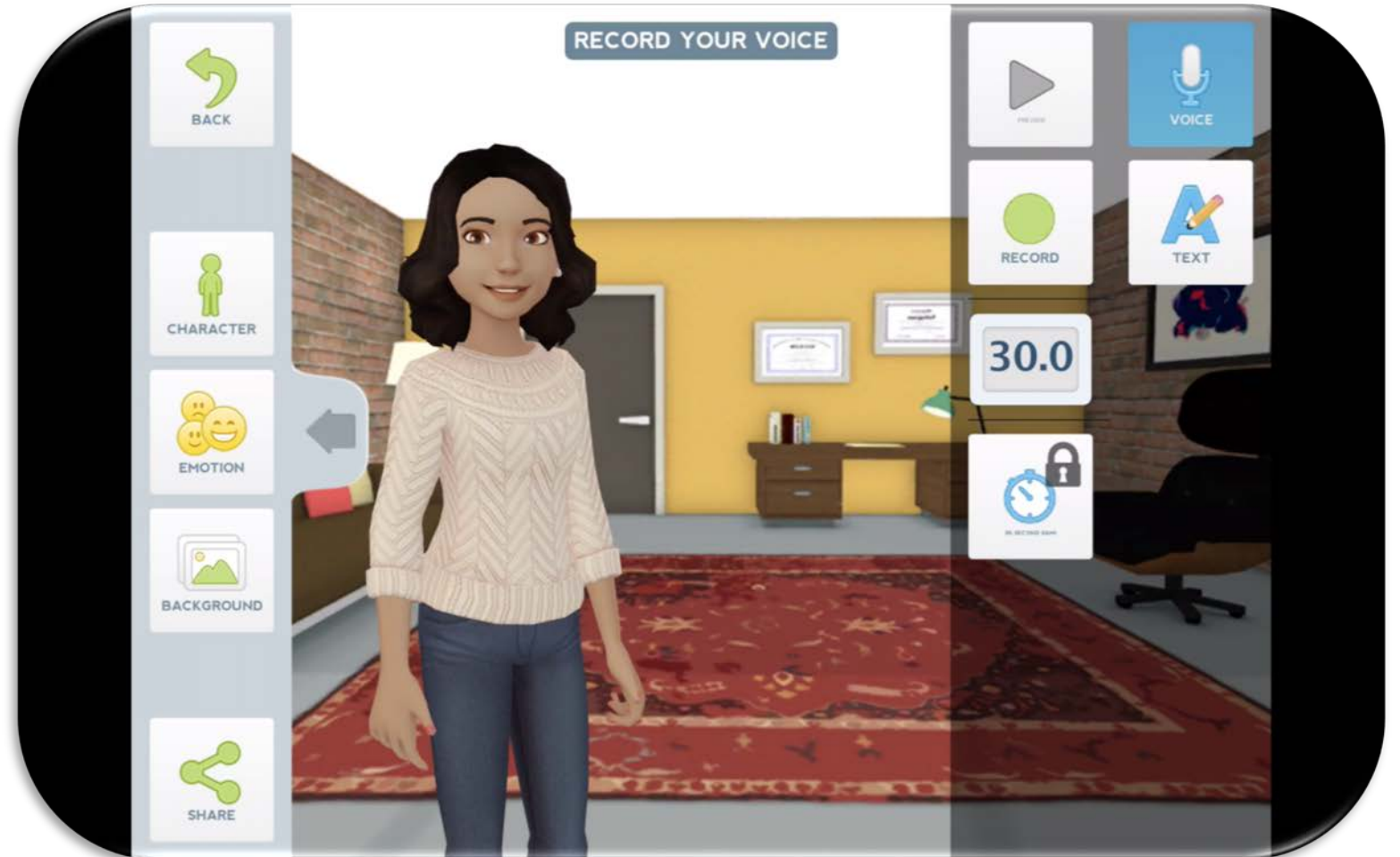
Background

- Use the camera feature
- Import an image from your photo library
- Draw your own
- Pick from the free collection



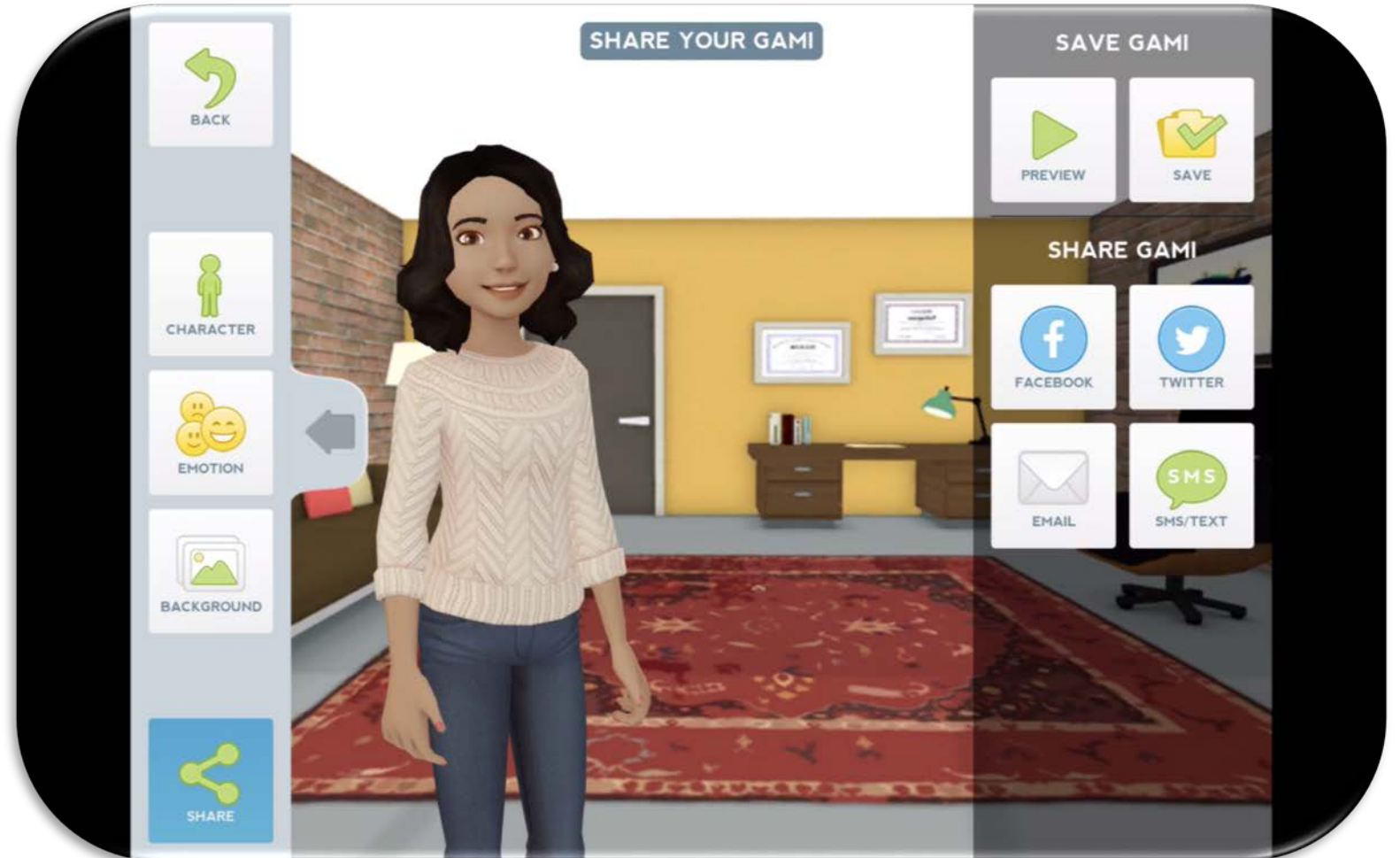
Create a Message

- Record your voice for up to 30 seconds



Share

- Preview your gami
- Saves to your iPad library as a video
- Share using airdrop, email, etc.



Integration Ideas for the classroom

- Interactive stories
- Pick a person in history and have them introduce themselves
- Use a plant cell as the background and have the avatar name and discuss the function and each part of the cell
- Recite a famous poem or speech
- Read a poem they wrote
- Take a trip back in time and describe the location/time period
- Speak in a different language



Integration Ideas cont.

- Persuasive speech: commercial, highlight a product, advocate a social issue
- How-to video
- Newscast
- Autobiography/All about me
- Talk about a settings
- Explain anything



What is Chatterpix?

Give your photos a voice with ChatterPix! Chatterpix can make anything talk -- pets, friends, doodles, and more!

Simply take any photo, draw a line to make a mouth, and record your voice. Then share your Pix with friends and family as silly greetings, playful messages, or creative cards. And best of all, it's FREE!



Features

- Choose or take a picture
- Draw a line and record your voice (30 seconds)
- Decorate with Text, Stickers, Frames, and Filters
- Share



Integration ideas for the classroom

- Show your thinking
- Make your drawings have a “voice”
- Story-telling
- Give molecules a voice
- Animated self-portrait
- Bring the environment to life
- Morning school announcements
- Give a country or area on the map its own voice
- Give a planet a voice
- Share opinions
- Make a person in history talk
- Make robots, or animals talk