







G Suite Apps, Implementation Strategies, and Resources



This resource has been created to identify the top 5 apps in G Suite for educators and students to use in order to create, communicate, and collaborate on tasks in real-time within a flexible environment. The top 5 apps are: Classroom, Docs, Slides, Forms, and Hangouts.

The following table provides an overview of each of the identified apps, along with classroom implementation strategies, and additional resources.

App	Icon	Description	Classroom Implementation Strategies	Additional Resources
Classroom		<ul style="list-style-type: none"> • create classes, distribute assignments, give assessment and provide feedback 	<ul style="list-style-type: none"> • tool to organize classes, gather evidence from and provide feedback to students 	<p>https://edu.google.com/intl/en_ca/k-12-solutions/classroom/?modal_active=none</p> <p>https://edutrainingcenter.withgoogle.com/first-day-of-classroom</p>


<p>Docs</p>		<ul style="list-style-type: none"> • create text documents 	<ul style="list-style-type: none"> • create, edit, and share documents • collaborate in real-time with multiple people on the same doc • includes a built-in chat feature • changes are automatically saved 	<p>https://www.google.ca/docs/about/</p> <ul style="list-style-type: none"> • there is an add-on available for EasyBib in docs (refer to the SET-BC resource on the Top 5 Chrome Extensions for Educators and Students for more information on EasyBib  <ul style="list-style-type: none"> • EasyBib allows users to quickly and easily generate citations and bibliographies <p>https://chrome.google.com/webstore/detail/easybib-bibliography-crea/dnhomniofbmbomomggjpkakilbbgfkhc?hl=en</p> <p>*an add-on is a program created by a third-party developer that provides additional functionality within the apps</p> <ul style="list-style-type: none"> • the Read&Write extension may be used in docs (refer to the SET-BC resource on the Top 5 Chrome Extensions for Educators and Students for more information on this extension)  <p>https://chrome.google.com/webstore/detail/readwrite-for-google-chro/inoeonmfapjbbkmdafoankkfajkcphgd</p>
-------------	---	---	---	--

<p>Slides</p>		<ul style="list-style-type: none"> • create presentations 	<ul style="list-style-type: none"> • create and edit presentations • collaborate in real-time with multiple people at the same time on the same presentation • includes a built-in chat feature for students who are not working in the same place together • changes are automatically saved • present your deck 	<p>https://www.google.com/slides/about/</p> <ul style="list-style-type: none"> • there is an add-on available for Pear Deck in slides • Pear Deck allows educators to create engaging discussions within their presentations with real-time responses  <p>*an add-on is a program created by a third-party developer that provides additional functionality within the apps</p> <p>https://www.peardeck.com/googleslides/</p> <p>Video: “Pear Deck for Google Slides” https://www.youtube.com/watch?v=g0ybB6I3kdQ</p>

Forms		<ul style="list-style-type: none"> • create surveys and polls 	<ul style="list-style-type: none"> • collect feedback on a lesson or topic • conduct formative/summative assessment • create surveys or polls for student input • results are collated • able to share results with students 	https://www.google.com/forms/about/
Hangouts		<ul style="list-style-type: none"> • connect with others in real-time 	<ul style="list-style-type: none"> • chat with co-collaborators • able to message, video call or phone • students are able to collaborate on apps (such as docs, and a slides) and communicate with each other if working outside of the classroom on a task 	https://hangouts.google.com/

Google Drive: Access to and Storage of Products Created

Google Drive is a cloud storage app that allows users to save and share their files. The following table provides an overview of the Drive tool, along with classroom implementation strategies and additional resources.

App	Icon	Description	Classroom Implementation Strategies	Additional Resources
Drive		<ul style="list-style-type: none"> • 15 GB of free Google online storage 	<ul style="list-style-type: none"> • store and share files • invite others to view, download and collaborate • a student or class folder may be created for students to upload files or download lessons 	https://www.google.ca/drive/

Additional Resources:

G Suite for Education (K-12)

https://edu.google.com/intl/en_ca/k-12-solutions/g-suite/?modal_active=none

Google Suite Learning Center – learn by product, tips library, etc.

<https://gsuite.google.com/learning-center/>

Google for Education – YouTube Channel

<https://www.youtube.com/channel/UCt84aUC9OG6di8kSdKzEHTQ>

Google Training Courses

<https://edutrainingcenter.withgoogle.com/>

G Suite Blog – latest stories, product news, and more

<https://www.blog.google/products/g-suite/>