


## Classroom Suite (Win/Mac) 4.x


### Getting Started Step Scanning with Two Switches


#### Introduction


This table was created to support a particular student beginning to learn two switch step scanning. You can adapt the information presented here to set up a program for your beginning student. This student is using Intellikeys and a 2 button keyguard. Check to see if your student understands that each switch does a different thing, first using the activities for “Two Switches Two Functions” (YELLOW) and then in the “Left Right” Activities (ORANGE), then in the “Teaching Step Scan” Activities (GREEN), and then in the “Step Scan” activities (PINK). Step scan activities that require extra set-up are coloured PURPLE - You need to know how to change overlays to use these activities.

**Note:** The folder “EARLY SONGS AND PLAY DARK” duplicates ALL of the activities in the other folders on a black background instead of a white background. The Vision teacher can let us know if its best to use the light or dark activities, or if we should use both.


Order of activities for student					
Early Songs and Play 	5 in a bed	1	5 to a bed	2 switches 2 functions	1: move 2: sing
		2	Uh oh	2 switches 2 functions	1 – play song 2 – uh oh
		3	With blanks	Teaching Step Scan	TEACHING STEP SCAN
		4	Step scan	Step scan	
Early Songs and Play	Big Small Fast Slow	1	Choose big	2 switches 2 functions	1= object, 2 = big
		2	Choose fast	2 switches 2 functions	1 = object, 2 = fast
		3	Choose slow	2 switches 2	1=object, 2=slow


				functions	
		4	Choose small	2 switches 2 functions	1=object, 2=small
		5	Fast slow 2 switch	2 switches 2 functions	1=fast, 2=slow Overlay= fast slow 2 overlay BUT Need adult to change the object by pressing third button in the middle
		6	Big small 2 switch	2 switch 2 functions	1 = big, 2 = small Overlay=Big Small 2 switch BUT Need adult to change object by pressing third button in the middle
		7	Big small fast slow step	Step scan	

Early Songs and Play 	Blocks	1	Blocks 2 switch yea	2 switches 2 functions	1=next; 2=yea
		2	Blocks left right	2 switches 2 functions	1=next, 2=crash & yea; blocks move l to r
		3	Blocks throw ball 2	2 switches 2 functions	1= move hand; 2=throw blocks
		4	Blocks Step Scan	Step Scan	Menu 1 # blocks (6) , menu 2 crash or done
		5	Blocks Mouse	Mouse/direct Step scan ☺	Step scan 6 choices, always the same


Early Songs and Play 	Clay Play	1	Clay play choose drop	2 switch 2 functions	1=choose colour; 2=drop
		2	Clay play choose pound	2 switch 2 functions	1=choose colour, 2=pound
		3	Clay play choose roll	2 switch 2 functions	1=choose colour, 2=roll (flat)
		4	Clay play choose stretch	2 switch 2 functions	1=choose colour; 2=stretch (tall)
		5	Clay play choose do	2 switch 2 functions	1=choose colour; 2=action


		6	Clay blend step scan	Step Scan	Scan 3 choices ** CRASHES**
		7	Clay play step scan	Step Scan	4 choices clay; 4 choices action
		8	Clay play mouse	Mouse Direct Step Scan ☺	Step scan 8 choices, always same

Early Songs and Play 	Spider Song	1	Spider song uh oh	2 switches 2 functions	1= song; 2 = uh oh
		2	Spider left right hide	2 Switch Left Right	1= left; 2 = right
		3	Spider to sun	2 switch left right	1= move spider; 2 = sing song
		4	Spider with blanks	Teaching Step Scan	Teaching Step Scan. 4 choices, only 1 choice has an effect.
		5	Spider step scan play	Mouse or Step Scan	Need to Change overlay to Step Scan LJB R Don't use "Spider Step Scan Play"
		6	Spider song mouse ikeys	Mouse/ikeys Step Scan ☺	6 choices


Step Scan Activities for Student					
2 Switches to Success 	2 switch explore Activities	1	Cat hat bat sat ljb r3	Step scan	1 menu 4 choices. Add a letter to "at".
		2a	Farm animals explore ljb r3	Step scan Errorless	1 menu, 5 choices, pick any animal
		2b	Vehicle explore ljb r3	Step scan errorless	1 menu, 5 vehicles, pick any vehicle
		2c	Wear explore ljb r3	Step scan Errorless	1 menu, 6 clothing items. Pick any clothing
		3b	What ride ljb r3	Step scan	1 menu, 8 choices, mix of animals, vehicles, clothes. Pick only vehicles
		3c	What wear ljb r3	Step scan	1 menu, 8 choices, mix of animals, vehicles, clothes. Pick only clothes.
		3a	Which are animals ljb r3	Step scan	1 menu, 8 choices, mix of animals, vehicles, clothes, pick only animals.
		4	Abc book LJB R3	Step scan	3 menus, 8-9 choices. Scan letter of alphabet, song for each
		4	Abc book more vision r3	Step scan	3 menus, 8-9 choices. Scan letter of alphabet, song pauses, more movements
		5a	Count 1-6 random animals r3	Step scan	1 menu 6 choices. pick number that matches instruction; next Q starts automatically


		5b	Count 1-6 random sports r3	Step Scan	1 menu 6 choices. pick number that matches instruction, next Q starts automatically
		5c	Count 1-6 wait each time r3	Step Scan	1 menu 6 choices. pick number that matches instruction; click to start next Q
		6	Count 7-12 wait r3	Step scan	1 menu 6 choices. pick number that matches instruction; click to start next Q
		7	Go vehicles switch toolbar3	Step scan	2 menus, 6 vehicles, 5 actions. Pick a vehicle then pick an action
		9	Bugs on me ljb r3	Direct/ mouse Step scan	Need to change overlay; 3 menus 2-4 choices. Choose animal, choose action, choose stay/go

2 Switches to Success 	Intellitalk Activities		Intellitalk 3 win voices R3		SEE NEXT TABLE
		1	Click read hide jake r3	Step Scan	TEACHING STEP SCAN 1 menu, 4 choices, 3 say 'click' only one does 'read' action
		2	Chunks switch toolbar	Step scan	2 menus, 7 choices (4 letters), 4 choices (3 word endings). Make words Similar to "cat, hat, sat, bat" in 2 switch explore


2 Switches to Success 	Intellitalk 3 Win Voices R3  ** Inside intellitalk Folder **	1	Tongue twisters win voice	Step scan	Menu 1, 6 choices, choose tongue twister Menu 2, 7 choices, choose voice
		2a	Errorless rhyme pict win	Step scan	4 menus, 3 choices Each menu adds a rhyming word or phrase Has small pictures, same as next.
		2b	Errorless rhyme win voice	Step scan	4 menus, 3 choices Each menu adds a rhyming word or phrase No pictures same as prev
		3	Clean up choices windows	Step scan	5 menus, 1-3 choices Listen to sentences about cleaning up and answer a 'where' question.

2 Switches to Success	Step Scan Books	1	Click click go r3	TEACHING Step Scan	1 menu, 4 choices, only one will cause vehicle to move & sound effects
		2	Click read driving book r3	TEACHING Step Scan	1 menu 4 choices, only one will cause story to be read and vehicle to move
		3	Book Animals in Ocean r3	Step scan	1 menu, 4 choices: read, show me, next page, start over.

		4	Driving Down the Road r3	Step scan	1 menu, 4 choices: read, show me, next page, start over
		5	Magic Wand Book	Step scan	1 menu, 4 choices: read, show me, next page, start over


2 Switches to Success 	Step Scan button activities	1	Step scan 3 vehicles r3	Step scan Errorless	1 menu, 3 words/pictures of vehicles. Choose one and get a song. White background
		2	Step scan 4 vehicles r 3	Step scan Errorless	1 menu, 4 words/pictures of vehicles, choose any and get a song. White background
		3	Vision skills 4 vehicles r3	Step scan	1 menu, 4 words/pictures of vehicles. BLACK background. Visual movement, then Visual movement + Auditory Song
		4	Z car hide 4 places	Step scan	4 buttons on screen, car hides behind one of them. Need to visually track. No feedback if wrong.

## Left Right Activities for Student

<p>2 Switches to Success</p> 	Left Right Activities	1a	Hide box template he r3	Left Right	Alternate using L and R to make Sun move from red box to green box. BLUE Background
		1b	Hide box template it r3	Left Right	Alternate using L and R to make Sun move from red box to green box. BLUE Background
		1c	Hide box template she r3	Left right	Alternate using L and R to make Sun move from red box to green box. BLUE Background
		2	Hide butterfly r3	Left Right	Alternate using L and R to make Butterfly move from red box to yellow box. BLUE Background
		3	Hide chairs template he r3	Left Right	Alternate using L and R to make Dog move from green chair to yellow chair. WHITE Background
		4	Hide chairs template it r3	Left Right	Alternate using L and R to make Ball move from green chair to yellow chair. WHITE Background
		5	Hide chairs template she r3	Left Right	Alternate using L and R to make cat move from green chair to yellow chair. WHITE Background
		6	Hide underwater	Left Right	Alternate using L and R to make Turtle move from starfish to shell. Light Blue Background No feedback if wrong
		7	Hats to kyle r3	Left Right	Use left button/switch to move hat to boy (3x) → use R for movement/reward. WHITE Background Hat changes
		8	Old macdonald two switches	Left Right	Use L to move animal to farmer (3x). Use R for song and movement. BLACK Background.
		9a	Bus to boy template 1 r3	Left Right	Music - Use left button/switch to move bus to boy (4x) use R for movement/reward
		9b	Bus to boy template alt r3	Left Right	Zoom - Use left button/switch to move bus to boy (4x) use R for movement/reward
		9c	Bus to boy template pages r3	Left Right	Car noise - Use left button/switch to move bus to boy (4x) use R for movement/reward
		10	Critter to flower r3	Left Right	Use left button/switch to move bug to flower (4x) → use R for movement/reward. WHITE background
11	Butterfly to ball r3	Left Right	Use left button/switch to move butterfly to ball (5x) → use R for movement/reward. BLACK background, music		
12	Boy to kite r3	Left Right	Use left button/switch to move boy to kite (5x) → use right button for movement/reward		
13	Person to person template	Left Right	Use L to move cartoon person (4x) to another person. Use R		

					for reward/movement/song. WHITE background. Each repetition adds another cartoon person.
--	--	--	--	--	---

These might not be appropriate at this time; you may need to work on simpler literacy activities first.

Literacy Activities for Student					
Early Literacy Smorg  	Word Play Activities	1	Make 3 letter Words Picts	Step scan	Menu 1 8 choices – choose first letter Menu 2 3 choices – choose word ending
		2	Sounds in the middle	Step scan	Hear a word, see the picture, need to choose the middle sound: 1 menu, 3 choices
	Create a Book	1	Ryan Silly Face	Step Scan	5 menus with 4 choices on each of 'dress-up' pieces. Add piece to digital photo. Text is highlighted and read.
		2	My Monster Book Shapes	Step scan	Build step scan skills, listening for information, making auditory choices (4)
	Fantasy Story	1a	Fantasy Story Treasure	Step Scan	Build step scan skills, listening for information, making auditory choices (4)
		1b	Fantasy Story Starter	Step Scan	Build step scan skills, listening for information, making auditory choices (4)
		1c	Fantasy Story Rags	Step scan	Build step scan skills, listening for information, making auditory choices (4)
	Listening Comprehension	1	Monster Onster Mixup/	Step Scan	Build step scan skills, listening for information, making auditory choices (5), answering listening comprehension questions.
		2	Monster Onster Friend	Step Scan	Build step scan skills, listening for information, making auditory choices (5), answering listening comprehension questions.
		3	Monster Mixed Up Patterns	Step Scan	Build Step scan skills, listening for information, making auditory choices (5), making inferences/ predictions, answering listening comprehension questions
		4	Angry Alligator	Step scan	Build Step scan skills, listening for information, making auditory choices (5), making inferences/ predictions, answering listening comprehension questions
		5	Super Snooper Clues	Step Scan	Build Step scan skills, listening for information, making auditory choices (5), making inferences/ predictions, answering listening comprehension questions

	Writing Activities	1	Free Writing Pizza Story	Step scan	Build Step scan skills, listening for information, making auditory choices (3-5),
		2	Simple Shopping list	Step scan	Carrier phrase “when I go shopping, I want to buy ...” same 6 choices.
		3	Want and don’t want	Step scan	Carrier phrase “I want” and “I don’t want” same 6 choices

**Note: PURPLE – Need to change the attached overlay**