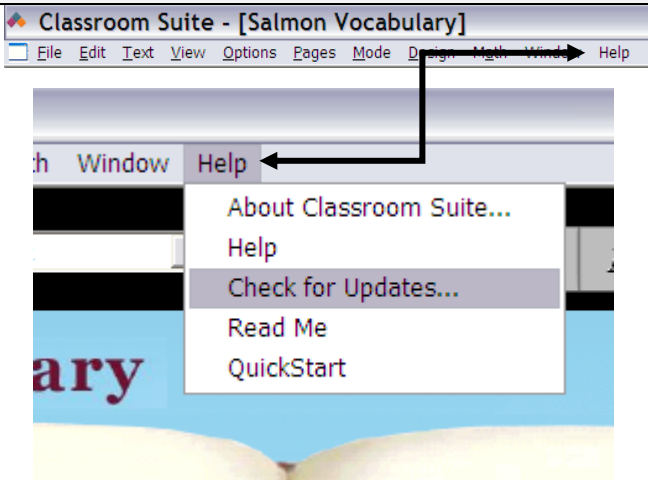
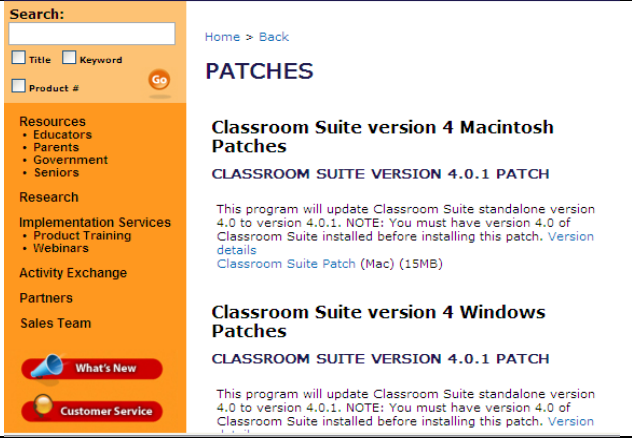


## Classroom Suite (Win/Mac) v.4 Quick Start Guide

As with all Assistive Technology Software you should periodically check for and install patches and upgrades.

Checking for Updates from within Classroom Suite 4	
<p><b>1</b></p> <p>Note: To carry out this update, your computer must be connected to the internet.</p> <p>From any template or published activity, use the <b>menu bar</b>.</p> <ul style="list-style-type: none"> <li>Go to <b>Help &gt; Check for Updates...</b></li> </ul>	
<p><b>2</b></p> <p>You will be taken to the IntelliTools website. If a patch or update is available you will find one for either <b>Mac or Windows platforms</b>.</p>	
<p><b>3</b></p> <p>Make your selection based on your <b>computer platform</b>.</p>	<p><b>Classroom Suite version 4 Macintosh Patches</b></p> <p><b>CLASSROOM SUITE VERSION 4.0.1 PATCH</b></p> <p>This program will update Classroom Suite standalone version 4.0 to version 4.0.1. NOTE: You must have version 4.0 of Classroom Suite installed before installing this patch. <a href="#">Version details</a></p> <p><a href="#">Classroom Suite Patch (Mac) (15MB)</a></p> <div data-bbox="1318 1734 1523 1860" style="border: 1px solid black; padding: 5px;"> <p>Click this link for Mac download</p> </div>

## Classroom Suite version 4 Windows Patches

### CLASSROOM SUITE VERSION 4.0.1 PATCH

This program will update Classroom Suite standalone version 4.0 to version 4.0.1. NOTE: You must have version 4.0 of Classroom Suite installed before installing this patch. [Version details](#)

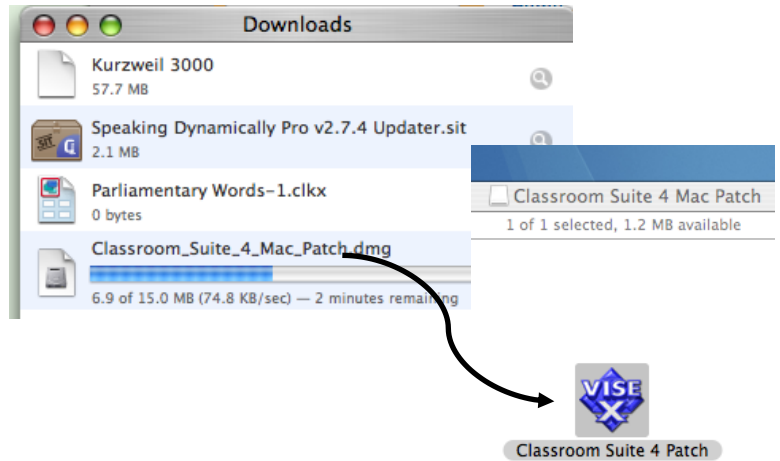
[Classroom Suite Patch \(Windows\) \(6MB\)](#)

Click this link for Win download

For Mac computers:

- Double-click Classroom Suite Patch (Mac)
- The Downloads box will open and show the download progress
- When the download is complete double-click the Classroom Suite 4 Mac Patch located on the computer desktop
- From the ClassroomSuite Updater Welcome screen click Next

Follow the on-screen directions for installation



For Windows Computers:

- Double-click Classroom Suite Patch (Windows)
- From the warning pop-up, "Classroom Suite 4 Patch.EXE" is an application click Download
- From the File Download Security box choose Run
- From the Internet Explorer Security box choose Run
- From the ClassroomSuite Updater Welcome screen click Next

Follow the on-screen directions for installation

