
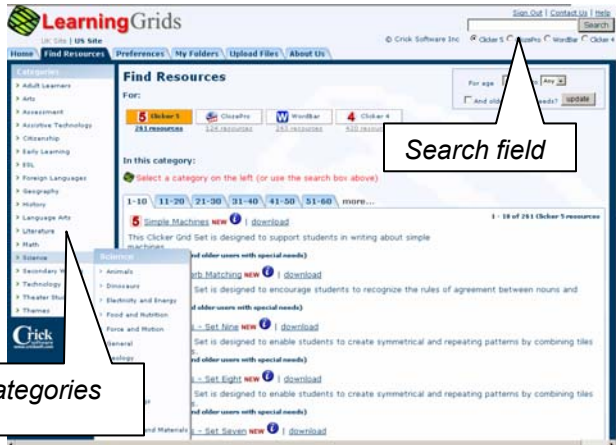
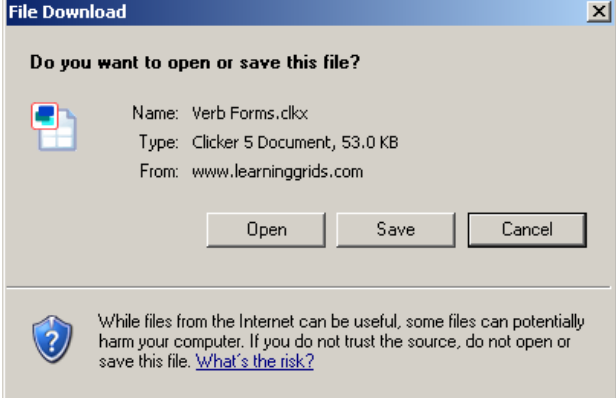


Clicker 5 Quick Start Guide

There is a wealth of free resources available for download at **LearningGrids.com**. It is a fully searchable database of pre-made grids created by teachers. You can use them as they are or customize them to your student's needs. You must register to use the site.

| Downloading Grids from LearningGrids.com | |
|--|--|
| 1 | <p>Go to http://www.LearningGrids.com and register or sign-in into your account.</p>  |
| 2 | <p>On the left hand navigation column, select Clicker 5 from under the "Free Resources for" heading.</p> <p>Search for a specific topic in the search field or use the category and sub-category list on the left hand navigation column.</p>  |
| 3 | <p>From the search results, select the grid you are interested in and click on the title to read more about the grid.</p> <p>Click Download to download the grid to your computer.</p> <p>To view the grid only, click Open.</p> <p>To save the grid to your computer first, click Save.</p>  |